









Bingo Rules

1. Cut out the bingo cards. Each page has two cards.
2. Cut out the pictures from page 12. Place them in a container.
3. Ask each student to choose a bingo card. [For pair work you can also make it one card for each two students.]
4. Without looking, take one of the pictures from the container and show it to the students. [For more advanced levels, you can describe the image to make it a little more challenging.]
5. The students will have to look at their cards to see if they have the picture that has been drawn from the container . If they have the picture, they put a marker on that square. [The markers can be beans, stones, buttons, etc. If you laminate the cards, they can use erasable whiteboard markers and draw an X on the square.]
6. The winner is the first student to completely fill their bingo card and yell, “Bingo!”. You can also play where only a line of three squares in a row or four corners have to be filled in.
7. As you take the pictures from the container, place them on the squares from page 13. This way you will know which pictures have been drawn out of the container.

Be my Valentine







		
		
		FREE

©2006 Advanced Teacher Training Inc. All Rights Reserved.
www.teyl.com and www.teachchildrenesl.com

Be my Valentine



		
	FREE	
		

©2006 Advanced Teacher Training Inc. All Rights Reserved.
www.teyl.com and www.teachchildrenesl.com

Be my Valentine



		FREE

©2006 Advanced Teacher Training Inc. All Rights Reserved.
www.teyl.com and www.teachchildrenesl.com



Be my Valentine











		FREE

©2006 Advanced Teacher Training Inc. All Rights Reserved.
www.teyl.com and www.teachchildrenesl.com

Be my Valentine











		
FREE		
		

©2006 Advanced Teacher Training Inc. All Rights Reserved.
www.teyl.com and www.teachchildrenesl.com


Be my Valentine










		
		
FREE		

©2006 Advanced Teacher Training Inc. All Rights Reserved.
www.teyl.com and www.teachchildrenesl.com

Be my Valentine










	FREE	
Be Mine!		
		

©2006 Advanced Teacher Training Inc. All Rights Reserved.
www.teyl.com and www.teachchildrenesl.com



Be my Valentine











	Be Mine!	
		FREE
		

©2006 Advanced Teacher Training Inc. All Rights Reserved.
www.teyl.com and www.teachchildrenesl.com

Be my Valentine











		
		
		FREE

©2006 Advanced Teacher Training Inc. All Rights Reserved.
www.teyl.com and www.teachchildrenesl.com

Be my Valentine










		
		
	FREE	

©2006 Advanced Teacher Training Inc. All Rights Reserved.
www.teyl.com and www.teachchildrenesl.com

Be my Valentine










FREE		
		
	Be Mine!	

©2006 Advanced Teacher Training Inc. All Rights Reserved.
www.teyl.com and www.teachchildrenesl.com

Be my Valentine










	FREE	
		
	Be Mine!	

©2006 Advanced Teacher Training Inc. All Rights Reserved.
www.teyl.com and www.teachchildrenesl.com

Be my Valentine



		FREE
		LOVE
		

©2006 Advanced Teacher Training Inc. All Rights Reserved.
www.teyl.com and www.teachchildrenesl.com

Be my Valentine










Be Mine!		
FREE		
		

©2006 Advanced Teacher Training Inc. All Rights Reserved.
www.teyl.com and www.teachchildrenesl.com

Be my Valentine











		<i>Be Mine!</i>
	FREE	
		

©2006 Advanced Teacher Training Inc. All Rights Reserved.
www.teyl.com and www.teachchildrenesl.com



Be my Valentine











		
		FREE
		

©2006 Advanced Teacher Training Inc. All Rights Reserved.
www.teyl.com and www.teachchildrenesl.com

Be my Valentine











		
		
FREE		

©2006 Advanced Teacher Training Inc. All Rights Reserved.
www.teyl.com and www.teachchildrenesl.com

Be my Valentine










		
		
	FREE	

©2006 Advanced Teacher Training Inc. All Rights Reserved.
www.teyl.com and www.teachchildrenesl.com

Be my Valentine




FREE		LOVE
		
		

©2006 Advanced Teacher Training Inc. All Rights Reserved.
www.teyl.com and www.teachchildrenesl.com

Be my Valentine



		
	FREE	
		

©2006 Advanced Teacher Training Inc. All Rights Reserved.
www.teyl.com and www.teachchildrenesl.com

Be my Valentine



Be my Valentine

